



Social Bookmarking

SVEA TRAINING MODULES



www.svea-project.eu



PROMOTING WEB 2.0 IN VET AND ADULT TRAINING





Author:

Angela Dixon, Gower College Swansea

Project Coordinator:

MFG Baden-Württemberg mbH
Public Innovation Agency for ICT and Media
Petra Newrly
Breitscheidstr. 4
70174 Stuttgart
Germany
Phone: +49 711 90715-357
Fax: +49 711 90715-350
E-Mail: newrly@mfg.de

SVEA Consortium:



Innovation Agency
for ICT and Media



Co-financed by:



Lifelong Learning Programme

The project SVEA has been funded with support from the European Commission. This document reflects the views only of the author, and the Commission cannot be held responsible for any use which may be made of the information contained therein.



Table of Contents

Introduction.....	4
Session 1 - An Introduction to Social Bookmarking	5
1.1 What is Social Bookmarking?	5
1.2 The Educational Benefits of Social Bookmarking	6
1.3 Making Social Bookmarking Easy	9
1.4 Session Outcomes and Discussion.....	10
Session 2 – Social Bookmarking Examples	11
2.1 Social Bookmarking Examples	11
2.1.1 Diigo	12
2.1.2 StumbleUpon	14
2.1.3 Social News Sites.....	15
2.2 Session Outcomes and Discussion.....	18
Session 3 – Collaboration with Facebook Pages	19
3.1 Delicious: An Overview	19
3.2 Getting Started	20
3.3 Managing Your Account	23
3.4 Case Studies: The Educational Use of Delicious	26
3.5 Session Outcomes and Discussion.....	26
Session 4 – The Use of Social Bookmarking Tools in Vocational Education	27

Introduction

This module is designed to introduce and develop teachers' competencies in using [social bookmarking](#) tools, a method for storing, organising and sharing your favourite websites online. It is aimed at teachers with no or little knowledge or experience of using social bookmarking tools and will demonstrate how key features can benefit learning and teaching. For this particular module, one of the most prominent providers; delicious, will be used, with an introduction to some of the other popular providers.

Session 1 - An Introduction to Social Bookmarking

This session is designed to introduce teachers to the concept of social bookmarking and examines the key features and how they can be used effectively in learning and teaching. The new genre of educational social software has seen the development of social bookmarking tools which lend themselves to use by groups to exchange, share and organise information. Like wikis, these tools enable learners to share spaces and resources and can be particularly effective to support group activities.

Session 2 - Social Bookmarking Examples

This session provides an opportunity for teachers to explore the more popular social bookmarking sites on the web. There are many sites available for the purpose of bookmarking, some have more advanced features and also are aimed at different types of audiences, as discussed in session one.

Session 3 - The Delights of Delicious

With a basic understanding of what social bookmarking is and being introduced to a variety of tools on offer (in Session 1 and 2), this session concentrates on [delicious](#) - one of the most popular tools available, taking you through the basics of setting up and organising your account and the various ways of using it within learning and teaching.

Session 4 - The Use of Social Bookmarking Tools in Education

This final session will look at some suggestions for the use of social bookmarking tools in education. The activities are varied, some being specific to a subject, others can be adapted to any curriculum.

Session 1 - An Introduction to Social Bookmarking

Introduction

This session is designed to introduce teachers to the concept of social bookmarking and examines the key features and how they can be used effectively in learning and teaching.

The new genre of educational social software has seen the development of social bookmarking tools which lend themselves to use by groups to exchange, share and organise information. Like wikis, these tools enable learners to share spaces and resources and can be particularly effective to support group activities.

Learning Outcomes

By the end of this session, you will have:

- An understanding of what social bookmarking is
- An understanding of the educational benefits of social bookmarking
- Knowledge of the accessibility of social bookmarking

What you have to do

This session introduces you to a number of resources, designed to introduce you to the variety of social bookmarking tools out there. It is advisable to watch all the videos as they will give you a much broader understanding of social bookmarking tools and how people are using them. The case studies will give an idea of how some educators are using social bookmarking.

1.1 What is Social Bookmarking?

We all have our favourite websites that we return to frequently or may find a really useful site that you wish to save for future reference. We know we do not have to write down the sometimes lengthy and complicated URL (web address), but traditionally save it for future use to Favourites in our web browser.

With traditional bookmarking within a web browser, one of the restrictions is you can only access your bookmarks on that computer. What happens if you want to share this resource with others? Well, in most cases, you would have to email the web link - not very efficient! This is where social bookmarking takes saving websites to the next level.

Social bookmarking has developed as a social software tool that allows users to submit, classify, localise and share their bookmarked web pages to a central site where they can be located and 'tagged' by other users. It is a process that is used by people to organise, arrange, maintain and reserve links on website pages. Tags then provide the user the ability to insert keywords to distribute content to other sites on the internet.

Bookmarking has become a series of shared spaces that, if used effectively by its users, have the potential to become a living resource. Users can share resources for a common purpose by simply accessing their bookmarking account to see what others have bookmarked.

There are many social bookmarking sites and the list is growing, of which some of the more popular sites will be discussed in Session 2.

Take a look at [this clip](#), courtesy Common Craft. It explains in simple terms what social bookmarking is.

In the following section you will learn in more detail, about the educational benefits of social bookmarking.

1.2 The Educational Benefits of Social Bookmarking

Recently, social bookmarking has become very popular in education. Many teachers complete and handout reading lists for students to use in assignments; this would be simplified and made more accessible by using a link to an online version of the teacher's preferred lists electronically through a social bookmarking site.

Similarly, central to an institution, library or learning resource staff can create an electronic bank of researched and, more importantly, reviewed and verified web links for students to access from a VLE or the institution's website.

So what's so different about this type of bookmarking? What are the benefits and how can it help with teaching and learning? Think of your own experiences and reflect on how many times you have given a recommended reading list to your students only to find that the resources are no longer available. Recommended online resources in course booklets, by nature of the dynamics of the Internet, are often no longer available. This is both frustrating for you and your students. Bookmarking can solve this problem.

Managing the Curriculum

It is standard practice for teachers to collaborate when planning and delivering the curriculum, including the collection and sharing of resources. Social bookmarking enables teachers to do this more effectively, creating comprehensive resource lists and in particular, creating a class or Faculty account. When planning for a new academic year or new module or subject, this tool enables the teacher to manage their links ready for the students.

Once you have lots of links saved and tagged with relevant keywords, this now opens up a whole new avenue of resources to both you and your students and as the collection of resources grows, it becomes a valuable tool for learning and teaching.

Personalisation and Organisation

Social bookmarking allows users to make their collection or list of websites public or private. This way, users can choose the visibility and the ability to share within not only their organisation, but world-wide.

An efficient approach would be to create folders on our browser to store these website links in some sort of order.

Google: Searching the Void

Using the internet for research has always been a contentious issue in education. Students choosing to use this route for their research, often end up sourcing biased or unreliable websites. A Google search returns the most popular sites, but often the least useful in educational research. Social bookmarking provides a tool for learners to involve themselves in human collaboration, where by searching other peoples' links, you find like-minded researchers, in-turn, more valuable links. The beauty is, everything that has been saved is someone's favourite – the work has been done for you!

Collaboration and Sharing

Once you have bookmarked a site and organised it, you now may want to share it. Sharing is the most useful part of any social bookmarking tool. When users then rank the usefulness of a site, this rating also relates to the quality of the resource. What better for educational purposes!

Both teachers and students can create a group account with a shared password. An advancement of this would be to create a unique tag for all group related links. Many social bookmarking sites also allow teachers to review and comment on links submitted by their students.

Let us now look at some educational uses in more detail in the Case Study in the next section.

Educational Case Study

The case study below will give you further information and ideas for using social bookmarking in education.

Exploring the Use of Social Bookmarking Technology in Education: An Analysis of Students' Experiences using a Course-specific Delicious.com Account

This study shows how social bookmarking, specifically Delicious.com, can be used in a course to provide an inexpensive answer to the question of rising course materials costs. Through a series of online focus groups, 53 students enrolled in a "Social Media and Public Relations" course revealed their apprehension toward using an unknown technology and discussed their positive and negative experiences with using the course-specific Delicious.com account. Implications for how social bookmarking can impact online and offline learning are discussed.

This study sought to examine how students view social bookmarking in relation to the learning process through the following three research questions:

- RQ1: How aware are students of social bookmarking?
- RQ2: How do students describe their experiences with using a centralised social bookmarking account as a replacement for a course packet?
- RQ3: What are the biggest advantages and disadvantages of social bookmarking in higher education from students' perspectives?



Methodology

At a large Southeastern university, 59 students enrolled in a “Social Media and Public Relations” course to learn how different social media applications could be used in organisational communication and public relations campaigns. The instructor assigned readings from both a traditional textbook and a social bookmarking account that was made available to everyone in the course. Each week, the students were required to read one or two textbook chapters or research papers from academic journals as well as read between eight and 10 relevant bookmarked Web sites. Half-way through the semester, the instructor asked for the students to participate in one of six online focus groups to discuss their reactions to social bookmarking.

Originally, the instructor had not planned on conducting online focus groups; however, students had expressed initial hesitation with social bookmarking, and input was sought before the midpoint of the semester to determine if the supplemental readings were found to be helpful. The Institutional Review Board at the instructor’s institution granted permission to collect the data through online focus groups since it was not a required portion of class and students had the option to withdraw from participation at any point.

Students signed up to participate in the online focus groups that were moderated by the instructor. On average, the focus groups lasted slightly more than one hour (63 minutes) to answer four open-ended questions concerning the course’s social bookmark and the students’ learning experience. In addition to these questions, the focus group moderator allowed the students to detail their positive and negative experiences with using Delicious.com, which housed the course’s social bookmarking account. The [focus groups](#) were transcribed by the research team to ensure that the students’ exact language to describe their experiences.

Results

Though the participants in this study came from different academic backgrounds and had varying levels of experience with social bookmarking prior to the course, they shared many experiences. The participants in the focus group consisted of 14 graduate students (eight females, six males) and 45 undergraduates (32 females, 13 males). Roughly one-half of the students were studying public relations (27) while another quarter studied other communication-related topics. The remaining one-third of students came from education, business, and sports management departments on the University’s campus. The overall conclusion was that the use of social bookmarking significantly enhances the students’ learning experience.

Discussion

What do you think of this case study? Do you recognise elements in your teaching experience? In the discussion at the end of this module you will be invited share your views.

In the next session you will be introduced to a number of bookmarking tools.

1.3 Making Social Bookmarking Easy

+ AddThis

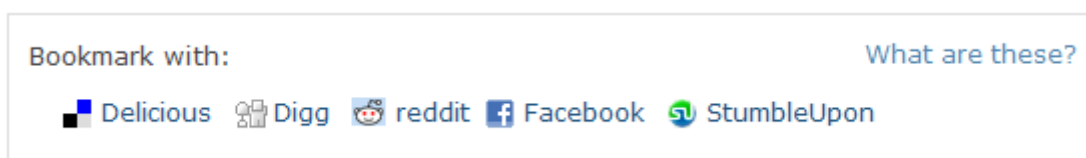
AddThis is a free tool that allows websites and blogs to spread their content across the web by making it easy for visitors to bookmark and share content to their favourite social bookmarking tools. It also has analytics to help users understand how and where their content is being shared. Most websites and blogs now have social bookmarking buttons often at the bottom of their sites, to easily add to your favourite tool or multiple tools.



[This video](#) shows how AddThis works for websites.

Social Bookmarking Buttons

To make life easier for people to add to social bookmarking applications, websites add social bookmarking buttons, often found at the bottom of a site.



The [BBC](#) website, like many sites, provides visitors to their pages with a quick and simple way of bookmarking information for future reference. They also provide [guidance](#) for users.



Educational Applications

From the perspective of both learner and teacher, the presence of AddThis social bookmarking buttons on a website, makes it even easier to bookmark. Think about your institutions website or virtual learning environment. If you want to raise the profile of specific content and give your learners easy access, adding social bookmarking buttons to those specific web pages will raise usage.

1.4 Session Outcomes and Discussion

Session 1 has provided you with a good basic knowledge of what social bookmarking is, the vast and varied amount of sites available and some of the educational benefits of using them within education.

Here is a summary of some of the advantages of using social bookmarking tools:

- Easy to set-up and manage your account
- It is available for public viewing rather than restricted to one personal computer.
- It is possible to see what bookmarks are popular with other users.
- Can significantly widen your available resources and allows you to form a community of like-minded users.
- Tags or keywords can be used as descriptors for your bookmarks to make them really searchable.
- Use as a networking tool to share good practice world-wide and closer to home.
- Subscribe to someone's bookmarks via RSS
- Develops a collection of reviewed and more importantly, approved sites for students to use.
- Lists are easily downloadable and transferable between social bookmarking providers
- A great learner centred discovery tool
- Engages learners in collaborative activity

Having completed this session, what are your initial thoughts about bookmarking & its potential in education? You are invited to post comments on the [discussion forum](#) and are also encouraged to read the comments that others have made and respond.

There is no 'right or wrong' answer as things work differently in different contexts. However, sharing experience of what works and what doesn't helps everyone and arriving at a consensus about effective practice is the objective.

It is hoped that this activity will help you to form a view on social bookmarking that will be useful to you when planning and delivering the curriculum.

Session 2 will look at some of the more popular examples of social bookmarking tools.

Session 2 – Social Bookmarking Examples

Introduction

This session provides an opportunity for teachers to explore the more popular social bookmarking sites on the web. There are many sites available for the purpose of bookmarking, some have more advanced features and also are aimed at different types of audiences, as discussed in session one.

Learning Outcomes

By the end of this session, you will have:

- An understanding of the range of social bookmarking tools available
- Been introduced to 4 popular social bookmarking tools

What you have to do

This session will introduce you to some examples, through linking to their sites and watching video resources to inform your choices as to which social bookmarking tool is right for you. In the Outcomes and Discussion, you have the opportunity to post your views on the forum.

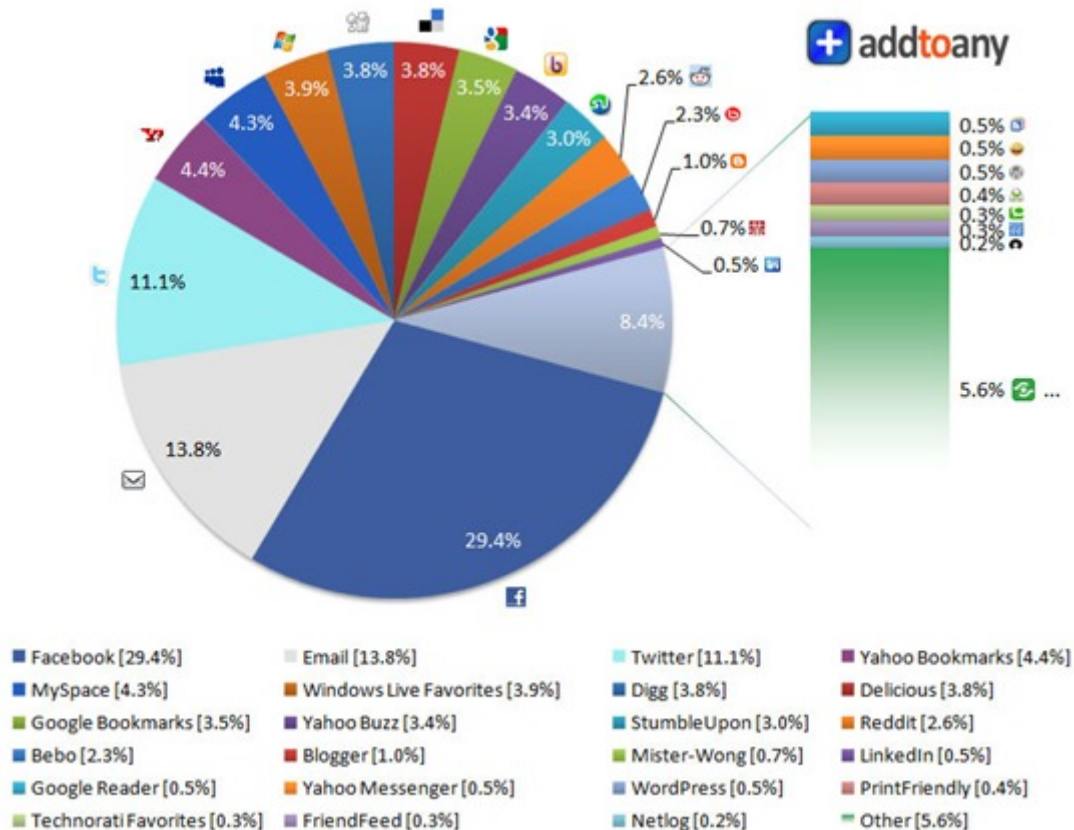
2.1 Social Bookmarking Examples



As you can see from the image above, there are many social bookmarking tools out there with more joining weekly. With the variety that is available, as a teacher you have the option to use more than one in your teaching and learning according to its tools.

Social Bookmarking within Social Sites

Social bookmarking is now being seen as a popular tool within social sites such as Twitter and Facebook. This diagram shows the usage reports of different social sites (July 2009), in particular how users are sharing content.



There is a trend for the more popular social networking sites like Facebook (24%) to include bookmarking as a function and to take over from the use of individual social bookmarking sites. They are seen as a 'one social tool does all' sites.

However, there are bookmarking sites that offer an excellent service and you will now be introduced to some of the more popular ones.

2.1.1 Diigo



[Diigo](#) is an abbreviation for the 'Digest of Internet Information, Groups and Other stuff'. In addition to the social bookmarking aspects, Diigo allows you to highlight parts of a webpage

and attach sticky notes that can be either made private or public – perfect for class collaboration!

Features and Facts:

- Launched 2006
- Free and Premium accounts available
- Highlighting tool
- The ability for users to highlight any part of a webpage and attach sticky notes
- Share annotations
- Different levels of privacy
- Customisable toolbar
- Follow or get followed
- Automatically exports to delicious

Educational Applications of Diigo

Just as a student may highlight particular text in lecture notes or use sticky notes in books, Diigo has the advantage of doing this online. It encourages active e-reading and retention of information. Whilst other social bookmarking sites only save the link, Diigo can select, save and share text and pictures.



Video Resources

[This video](#) shows all the excellent features, in particular its interoperability with mobile technologies. It also demonstrates highlighted text on a web page and when revisited, it stays there.

There is then another [video](#) that looks at how Diigo improves online productivity through their 3 main tools, My Library, My Network and My Groups and reflects Diigo's key values or researching, sharing and collaborating.

Discussion

Diigo has some interesting tools. How would you use it with your learners? In the [discussion forum](#) in the SVEA platform you can share your thoughts.

2.1.2 StumbleUpon



[StumbleUpon](#), is not so much a social bookmarking tool, but works more as a discovery, search engine that finds the best of the web, recommended to users. A wiki is also used for users to collaboratively describe and evaluate the sites.

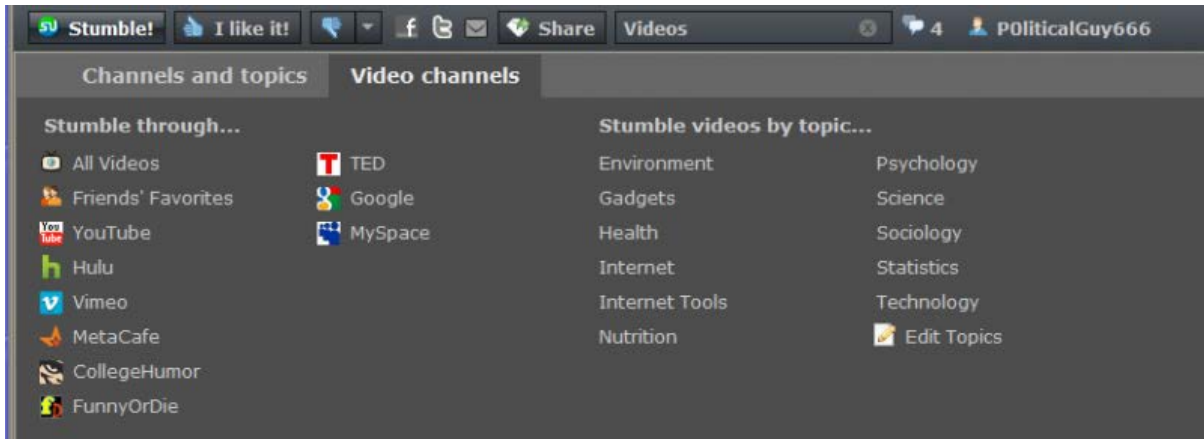
Features and Facts

- Founded in 2001
- Over 14 million users
- Can login with your Facebook account
- Personalised browsing of 500 topics
- Available as an app for smart phones
- Uses ratings by 8 million users
- Community based sharing

StumbleUpon is a great tool to introduce your students to site that searches from a selection of recommended sites rather than going straight to a Google search. This is useful in particular, for lower level students or those with little or no web skills. All is needed is to a set up a free account (which can be linked to your Facebook account)

Video Resources

A great feature of [StumbleUpon is the recommendation specifically of videos](#). It helps you discover videos from multiple sites including YouTube, TED and Vimeo. You also have the choice to search by topic. Sometimes it is difficult to find quality video resources for teaching, so this is an excellent search tool.



If you click [here](#) you will find a video introducing you to the basics of StumbleUpon.

Discussion

What features, if any of StumbleUpon do you like and would consider using in learning and teaching? Again, use the [discussion forum](#) to share your thoughts.

A variation on this type of resource is the social news site.

2.1.3 Social News Sites

Some social bookmarking sites are differentiated by the content that users add to their lists. A particular group is that of [social news](#) sites. They provide you with quick access to a variety of news articles, along with the opinions of other users. Articles and news from other websites are aggregated within the social news sites where, not only can you share content relevant to your interests; you can also participate in discussions with fellow users.



You will now be introduced to 2 of the more popular ones, Digg and Reddit.

Digg



[Digg](#) is one of the most popular social news sites.

Facts and Features

- Founded in 2004
- Integrates with Facebook Connect
- Specific categories
- Digg widget for blogs
- A downloadable a Digg toolbar
- USA based
- Mobile version (m.digg.com)
- App for smart phones

A great feature of Digg is the ability to quickly view the [top stories](#) in the last 24 hours rated by the Digg community.

The screenshot shows the Digg website's 'Top News' section. At the top, there's a navigation bar with 'digg' logo, 'My News', 'Top News', 'Upcoming', and a 'Join Digg!' button. Below this is a filter bar with 'Most Recent', 'Top in 24 Hours' (selected), '7 Days', and '30 Days', along with a 'Submit a link' input and a 'Digg it ↑' button. On the left, there's a sidebar with 'All Topics' and a list of categories: Business, Entertainment, Gaming, Lifestyle, Offbeat, Politics, Science, Sports, Technology, and World News. The main content area is titled 'Top News' and has tabs for 'All', 'Images', 'Videos', and 'Stories'. It displays three news items: 1. '5 Reasons The Greatest Movie Villain Ever is a 'Good' Witch' from cracked.com, 416 Digg points, 41 comments. 2. 'High school can have different effects on people [PIC]' from regretfulmorning.com, 400 Digg points, 47 comments. 3. 'Why You're Probably Paying Too Much for your Auto Policy' from www.howlifeworks.com, 2231 Digg points, sponsored by HowLifeWorks. Each item includes a 'Digg ↑' button, a 'Save' icon, and a 'Bury' icon.

Digg Dialogg

Launched in 2008, [Digg Dialogg](#) is a social interview programme which provides the facility for users to submit questions to be put forward in interviews with famous people.

Example

Below is an example of an interview containing questions from Digg users to the Toyota's VP of Quality. He discusses how the company is taking major steps to become a more responsive, safety-focused organisation. It allows him to listen more closely to customers, responding more quickly to concerns and taking concrete actions to ensure that Toyota is among the industry's leaders in safety.

Fifteen thousand questions were submitted to Digg and then the top rated questions were used (voted by the Digg community)

The final social bookmarking/social news site example is Reddit.

Reddit



Like Digg, [Reddit](#) is a site that creates user generated news links. Users can browse and have the option to submit links to web content or submit posts, where fellow users comment on and can vote the posted links "up" or "down" with the most successful links gaining prominence on the front page.

Facts and Features

- Launched 2005
- Community like commentary
- YouTube channel
- Subject categories
- Topical sections called 'reddits' which focus on specific topics
- Has its own [YouTube Channel](#)

Conclusions

These examples of social bookmarking and social news web 2.0 tools demonstrate how many new ways of sharing information are becoming available. All of these tools have the potential to be beneficial in the delivery of learning and the support of learners.

At the present time, the social bookmarking tool *Delicious* is the most popular, and the next session will look at its use in detail, including examples of how it has been used in education.



2.2 Session Outcomes and Discussion

There are many social bookmarking tools available for use within learning and teaching. Everyone has its value, with social networking sites such as Facebook having the functionality of social bookmarking.

Now that you have been introduced to some of the popular ones, you can pick and choose which ones to use, by looking at the key features relevant to what you want to achieve. Use the [forum](#) to discuss your thoughts and learn more about the ways other teachers are thinking of using them.

Session 3 will introduce you to the most popular social bookmarking tool, delicious in more detail.

Session 3 – Collaboration with Facebook Pages

Introduction

Now that you have a basic understanding of what social bookmarking is and been introduced to a variety of tools on offer, this session will concentrate on [delicious](#) - one of the most popular tools available, taking you through the basics of setting up and organising your account and the various ways of using it within learning and teaching.

Learning Outcomes


By the end of this session, you will have:

- An understanding of the key features of delicious
- Created and learned how to manage your delicious account
- Ideas how to use delicious in learning and teaching
- Learnt about the social community of delicious

What you have to do

This session is designed to provide you with an in-depth look at delicious. There are many different resources for you to access, covering many features of the tool, in particular, a variety of educational case studies for you to gain some ideas. It is advisable to watch all the videos as they will give you a much broader understanding of delicious and how people are using it.

3.1 Delicious: An Overview



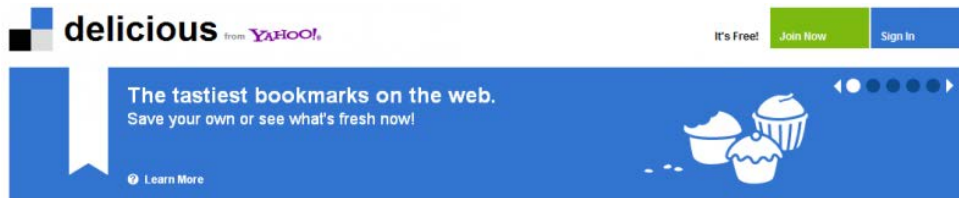
[Delicious](#) is one of the most used social bookmarking tools on the web. From primary through VET to higher education, there is a place for delicious as part of delivering courses and supporting learners. It has a simple interface and intuitive features that are perfect for students of all levels and abilities.

Delicious allows anyone to identify, classify and share useful websites. It allows the sites to be 'tagged' with key words that will make it easy for other users to find those sites. The key benefit is that teachers can make online resources accessible to learners wherever they log

on. It also means that the learners can share new resources they have found with their fellow learners.

If you click [here](#) you will find an introduction video to delicious.

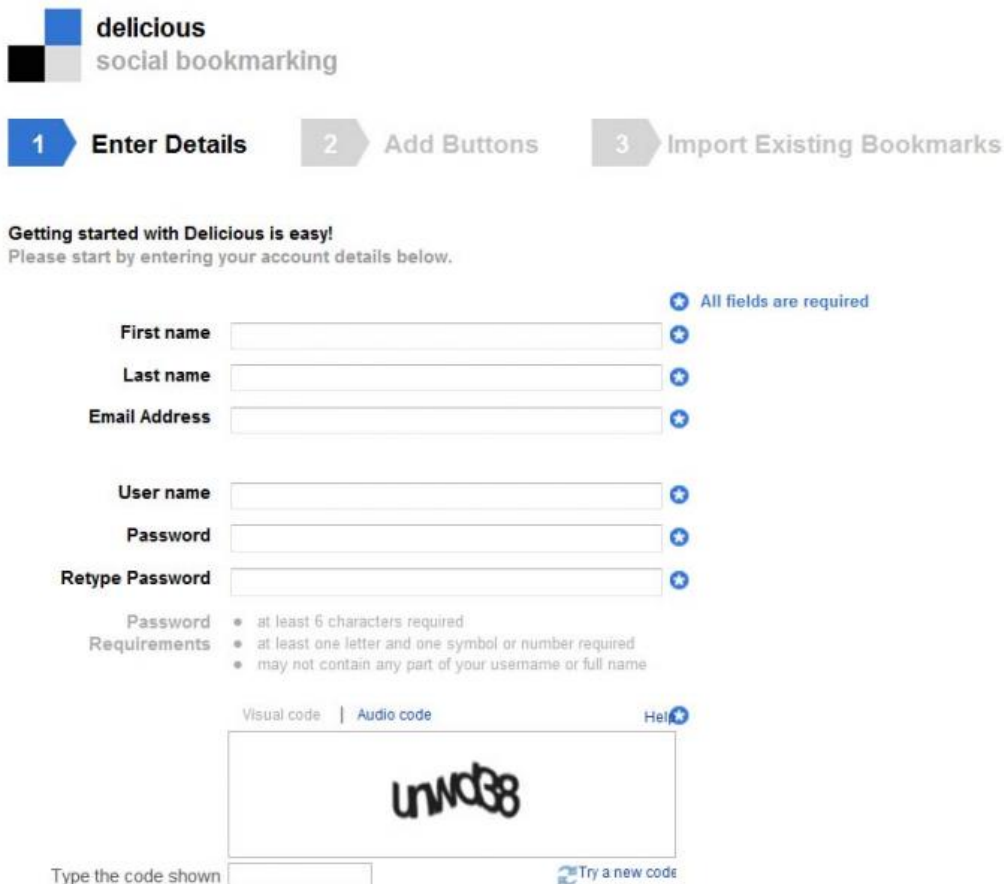
3.2 Getting Started



Creating a delicious account and getting started is very easy. [Here](#) you can find a video that shows you how:

In Summary:

- Go to www.delicious.com
- Click on 'Join Now'
- Complete the signup details



delicious
social bookmarking

1 Enter Details 2 Add Buttons 3 Import Existing Bookmarks

Getting started with Delicious is easy!
Please start by entering your account details below.

* All fields are required

First name

Last name

Email Address

User name


Password

Retype Password

Password Requirements

- at least 6 characters required
- at least one letter and one symbol or number required
- may not contain any part of your username or full name

Visual code | Audio code Help



Type the code shown Try a new code

- Add the delicious button to your browser toolbar



1 Enter Details

2 Add Buttons

3 Import Existing Bookmarks

[Skip this step](#)

Add bookmarking buttons

Your Delicious account has been successfully created. Now let's get your browser set up!

To get the most out of Delicious, you should add our bookmarking buttons. Since you are using Internet Explorer 7.0, we highly recommend you install our official Delicious extension for Internet Explorer. This will add the buttons along with some other cool features. It is free, simple to use, and easy to install.

[Add Buttons](#)

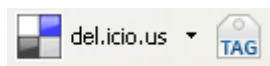
Alternative buttons

Prefer not to install the extension? You can use the alternative tools available on the [bookmarklet](#) page. And if you use browsers other than Internet Explorer, we have alternate instructions for: [Firefox](#), [Safari](#), [Opera](#), or [other](#).

Adding a Website to your Delicious Account

You will now be shown an example of bookmarking within delicious where the website www.moodle4teachers.co.uk needs to be tagged.

Click on the **delicious tag button** on your internet explorer toolbar



The following window will pop-up:

delicious from YAHOO! Hi, Swancoll_LRC

Save Bookmark

Title:

URL:

Tags:

Recommended tags: [course](#) [elearning](#) [ict](#) [learning](#)

Notes:

☐ Make private

[Save Changes](#) [Cancel](#)

The website **moodle4teachers** is bookmarked with a recognisable title and tagged using the keywords: moodle, VLE, e-learning and teaching. Also you can see that delicious recommends additional tags.

- Click on 'Save Changes'

Searching within Delicious

When looking for information on a particular topic, it would be good to see what other sites have been tagged in delicious. Let's try it out to see what results from searching delicious for a tag used to describe moodle4teachers – *moodle*.

The results show '**My bookmarks**' within my account (that have already been bookmarked) and 59,997 results (at the time of searching) from '**Everybody's bookmarks**'.

The screenshot shows two search result sections in Delicious. The first section, 'My bookmarks', shows 5 results. The second section, 'Everybody's bookmarks', shows 59,997 results. Both sections list various Moodle-related resources with their respective tag counts.

Search Section	Search Term	Results Count	Tags
My bookmarks	RSC Wales: Getting to know Moodle	2	RSCWales, e-learning, VLE, ILT, moodle
	Creating a Questionnaire in Moodle		ILT, questionnaire, moodle
	Moodle - A Free, Open Source Course Management System for Online Learning	13595	ilt, vle, learning
Everybody's bookmarks	Moodle - A Free, Open Source Course Management System for Online Learning	13590	education, opensource, elearning, cms, moodle
	Moodle Tutorials :: Educating Educators	1466	tutorials, tutorial, video, e-learning, moodle
	sloodle - Virtual Environment Learning System	816	

Narrowing Your Search

With so many search results for Moodle, you can use the **tag filter** feature which appears at the top of your search results to narrow your search and refine the number of relevant tags. This can help develop students' research skills.

The screenshot shows a search bar with the term 'moodle' and a 'Search' button. Below the search bar, there is a list of search results and a 'Filter by Tag' sidebar. The sidebar allows users to select specific tags to filter the results.

Search Results	Filter by Tag
moodle1	<input type="checkbox"/> moodle
sajc moodle	<input type="checkbox"/> e-learning
moodle csb	<input type="checkbox"/> education
moodle uce	<input type="checkbox"/> elearning
tstc moodle	<input type="checkbox"/> Double-click to add a tag
lattc moodle	

This way you can search for, and add the bookmarks of other sites of interest to you to your available resources.

Now you have set it up, the next section show how to manage your delicious account.

3.3 Managing Your Account

Viewing and Editing your Account

Once you have created your account you can view it by typing in the **URL: <http://delicious/> (followed by your delicious id)**. For the purpose of its use in education, you may want to make a list of your students delicious account names or make a link to them on your website.

You can edit and personalise your account in '**Settings**', in particular your public profile. If you are using one for your school or college you may want to add the website and email address. These will then appear on your homepage, personalising the look and feel.

Settings

Account

Edit Account Info	Add or update the email address associated with your account.
Merge with Yahoo! account	Use your Yahoo! ID to sign into Delicious.
Change password	Give your Delicious account a new password.
Edit Public Profile	Put your name and a link to your website on your bookmarks page.
Delete Account	Erase your username and all your bookmarks from Delicious.

Bookmarks

Import / Upload Bookmarks	Transfer a copy of the bookmarks inside your browser.
Export / Backup Bookmarks	Download a copy of your bookmarks for safe-keeping or to transfer into your browser.
RSS Feeds Rights/License	Put a Creative Commons or public domain license on your bookmark's RSS feeds.
Sharing	Share your bookmarks with other services.

People

Edit Network	Add and remove users to your network.
Edit Network Bundles	Create groups of people from your network.
Set Network Privacy	Hide the contents of your network from other people.

Tags

Rename Tags	Revise your tag list by renaming tags.
Delete Tags	Clean up your tag list by deleting unwanted tags.
Edit Tag Bundles	Organizing your tag list by grouping individual tags into bundles.
Edit Tag Descriptions	Add or remove a text description to your tag pages.
Edit Subscriptions	Add and remove tag subscriptions.
Edit Subscription Bundles	Organize your subscription list by grouping subscriptions into bundles.

Tags and Tagging

Have you ever tried to categorise your bookmarks to put them into folders in your browser? Sometimes they can fit into more than one category but you have to opt for just one or save it in multiple folders. Sometimes they just won't fit anywhere! Tags which are basically keywords that you use to categorise your bookmarked sites overcomes this problem.

When you bookmark a page you provide the URL (web address), a brief description and keywords to tag it. Tagging serves a dual purpose. It helps you to remember what the bookmarked page is about and makes it findable by searching using key words. Other users can search using your keywords and find your bookmarked sites too. Think carefully about your names for your tags – make them as accurate and meaningful as possible.

[Here you can find a Wikipedia article](#) explains the concept of collaborative tagging:

Tag Clouds

acronyms act acting activities addiction
 ADHD administration adoption adult advertising
advice age aged ageing ageism agriculture
 AIDS alcohol allergy alopecia alternative
 alzheimers ambulance_service anatomy anorexia
 anthropology anti-racism anxiety Architecture
 aromatherapy art articles artist arts as-level
 aspergers assembly assignments
assisted+suicide asthma attractions audio
 audiobooks authors autism autistic Ayurvedic
 baby babyP bacteria baking **basicskills** bbc
 beauty becta behaviour benefits bereavement
 beverages bibliography bill bingedrinking
 bioethics biology biotechnology bipolar birth
 birthcontrol birthing black black_history blind
blog bmj body books botox brain britain
 british bulimia bullying business Byron cadw
 calendar camera campaign cancer
 carbonfootprint care careers carers
 case_studies catering cells ceop
 characteristics charities charity chat
 chemicals chemistry chemo child child_poverty
childcare childhood childminding children
 chocolate CIM citations citizenship
 cityandguilds civil classics climate
 climatechange climbie climbing cloning coaching
 cocktails college colouring comma
 commons_leader communicate communications
community companies complementary
 computing conception conditions conservation
 construction consumer consumerism consumption
 contagious contemporary contraception control
 cooking copyright cosmetic cosmetics
counselling countries course courts crafts
 crime criminal criminaljustice criminology
 cross_infection **crosscuttingthemes** culture
 curriculum CV cyberbullying cybersafety
 cymraeg cymru dads dance dandruff data
 database databases dataset dcsf dda death

On your delicious account all tags are visible on the left hand side of the page. You can also change this view to a tag cloud. Below is a **'tag cloud'** for a further education learning zone delicious account. The dark bold tags represent tag bundles, whilst the tags from smallest to the largest represent the amount of links tagged with those specific tags.

Explore Everyone's Tags

From the front page of your delicious account you can choose to view and search Everyone's Tags. By clicking on **'learn more about tags'** you will be able to see a tag cloud of the tags and even more useful is your tags appear in green. This feature would be good for students researching a particular topic and for teachers to add to their tags from others.

Subscriptions

By subscribing to a specific Tag, those bookmarks will then appear in your 'Subscriptions', like an RSS Feed of what's new. This will help you keep up-to-date with current issues in a specific field of research.

GowerCollegeSwansea Learning Zone's Subscriptions
 Bookmarks | Network | Tags | Subscriptions | Inbox
 See more bookmarks in Popular or Recent.

Swansea LRC Subscriptions Bookmarks 12663969
 Display options

09 DEC 10 get inside health SAVE | SHARE
 gbacelar blog healthcare medical health 36

The Shanghai surprise - The Globe and Mail SAVE | SHARE
 richmck education 2024

LEGO Digital Designer SAVE | SHARE
 Kay.teehan education 5572

Wallwisher.com :: Words that stick SAVE | SHARE
 mgraftin resources web2.0 ICT communication education

How To Decide On The Curriculum For Homeschooling SAVE | SHARE
 So you are choosing to put your kids through homeschooling. Great for you! Children who have been homeschooled have proven to be more successful with their test scores, grades, with their performance in college and in the work force.
 Guillermo Black Homeschooling Reference and Education 13939

Common Craft - Explanations In Plain English EDIT | SHARE

Subscriptions Options
 All Subscriptions
 catering
 education
 engineering
 esdgc
 ethics
 health
 LT
 nursing
 sport
 tourism

Importing your Favourites into Delicious

If you have an endless list of bookmarks on your own PC, you may think it would be too time consuming to add them all to your delicious account. Wrong! By following the link below you will be able to import any favourites from your PC - a great time saver!

Learn more about it [here](#).

Delicious in Education

Now that you have set up your delicious account and have some experience of its use, the next section will give an example of how it is being used in education.

3.4 Case Studies: The Educational Use of Delicious

The following case studies give examples of how delicious is being used in education.



Lesson Plan to Introduce delicious to a Group of Learners

Objectives

Students will apply technology tools and peripherals to support personal productivity, group collaboration, and learning throughout the curriculum. Students will select and use appropriate tools and technology resources to accomplish a variety of tasks and solve problems.

[Delicious: First experiences for a group of students](#)

Maintaining Library Subject Guides Using Delicious

Abstract By using Web 2.0 social bookmarking sites, libraries can more easily manage subject guides and other lists of Web resources. Social bookmarking services such as Delicious provide a one-click method to bookmark a Web site, allowing librarians to describe and categorize Web sites. Using a small amount of JavaScript, these bookmarked resources can be dynamically included in subject guides and other Web-based library resources.

[Here](#) you find a paper which describes and analyses the use of social bookmarking at a medium-sized, comprehensive college library for the creation and maintenance of modern languages subject guides. A brief technical description outlining necessary JavaScript code provides a way for librarians to try this idea elsewhere.

Having setup a delicious account and explored its use in education, this session concludes with a [forum discussion](#).

3.5 Session Outcomes and Discussion

This session has looked in detail at Delicious, one of the most popular social bookmarking tools. You will have learnt about the collaborative capacity of Delicious, which allows the sharing of web resources by teachers and learners and where collaborative learning and curriculum planning can take place.

Some Questions to Consider


- What ideas has this session given you about the use of delicious in your teaching? Do you think the distribution and sharing of resources in this way would help your students in their learning?
- Do you use delicious or any other bookmarking method when you want to store and share websites that are of importance to you? Do you see an advantage of using delicious rather than just adding sites to your Favourites list?

To conclude this session, share your thoughts and experience with others in the [discussion forum](#).

Session 4 – The Use of Social Bookmarking Tools in Vocational Education

Introduction

This final session will look at some suggestions for the use of social bookmarking tools in vocational education.



Learning Activities

Activity One: Setting up a Collaborative Account

Create a class delicious account to work collaboratively on areas of your vocational curriculum. Students can suggest class specific tags and get into the habit of contributing to the account. Discussion can then take place as to the value of each in relation to a given topic.

Activity Two: Networks

Using tags that relate to your area of vocational teaching, research other users that have added particular sites to their accounts and add them to your Network. Encourage all students to create their own delicious accounts, and be added to the Network so they will automatically keeping abreast of the classes web resources.

Activity Three: Homework & Work-Based Assignments

Teachers can add to the delicious account specific websites that they want the students to access as part of a homework or work-based assignment. The students can be encouraged to build a delicious-based group of links as part of their assignment submission.

Activity Four: Develop Research and Digital Literacy Skills

Develop research and digital literacy skills in students by rating and reviewing websites and recommending them to their peers. A valuable exercise would be for students to evaluate the validity of information obtained online with the information they have from the course on the same subject.

Curriculum Planning and Management Ideas

- Libraries can create an account for all learners under subject headings, for use within a VLE or Website



- Subject librarians can tag links to publishers and book suppliers to keep up-to-date with new resources
- Teachers can manage the curriculum through saving links to all the examination boards and syllabuses by using a specific tag
- Teachers can create a bank of online or interactive resources to be used in the classroom
- Create a tag for resources for Continuing, Professional Development
- Plan for particular calendar events, holidays/festivals, including the date in the tag
- Create a Network for networking with other educators
- Create a Faculty or subject account for storing and sharing teaching resources
- Classify resource types (audio, video, graphic) by adding to the tags

Discussion

After completing this module and reading through the above list, what are your thoughts on the use of social bookmarking in education? How do you think it might be used in a vocational educational context? Share your views in the [discussion forum](#).